

# Coaxial Low Pass Filter

## BLP-200+

50Ω DC to 190 MHz

### Maximum Ratings

Operating Temperature	-55°C to 100°C
Storage Temperature	-55°C to 100°C
RF Power Input	0.5W max.

Permanent damage may occur if any of these limits are exceeded.

### Features

- rugged shielded case
- other standard and custom BLP models available with wide selection of fco



CASE STYLE: FF55

Connectors	Model	Price	Qty.
BNC	BLP-200+	\$32.95 ea.	(1-9)

### Applications

- test equipment
- lab use
- video equipment

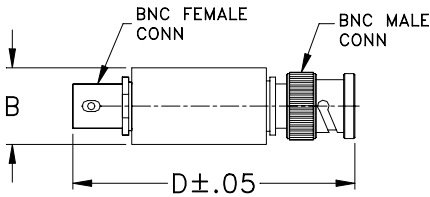
**+RoHS Compliant**

The +Suffix identifies RoHS Compliance. See our web site for RoHS Compliance methodologies and qualifications

### Low Pass Filter Electrical Specifications

PASSBAND (MHz)	fco (MHz) Nom.	STOPBAND (MHz)		VSWR (:1)	
		(loss > 20 dB)	(loss > 40 dB)	Passband Typ.	Stopband Typ.
DC-190	210	290-390	390-800	1.7	18

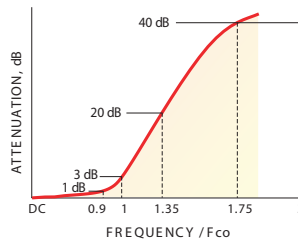
### Outline Drawing



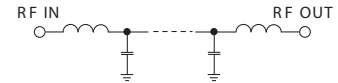
### Outline Dimensions (inch/mm)

B	D	wt
.54	2.59	grams
13.72	65.79	40.0

### typical frequency response

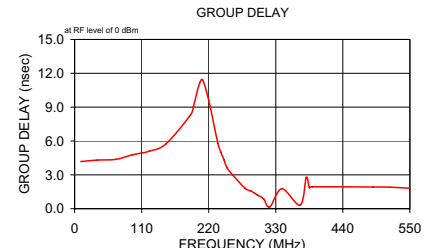
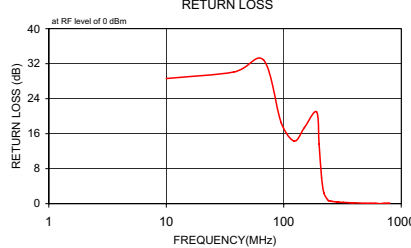
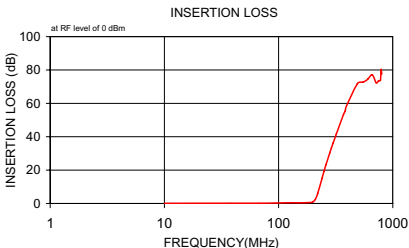


### electrical schematic



### Typical Performance Data

Frequency (MHz)	Insertion Loss (dB)		Return Loss (dB)	Frequency (MHz)	Group Delay (nsec)
	$\bar{x}$	$\sigma$			
10.00	0.08	0.1	28.6	10.00	4.18
37.50	0.12	0.1	30.1	37.50	4.31
67.50	0.15	0.1	32.8	67.50	4.38
95.00	0.26	0.1	18.5	95.00	4.78
122.50	0.43	0.1	14.3	122.50	5.09
150.00	0.39	0.1	17.4	150.00	5.75
190.00	0.58	0.1	21.0	190.00	8.30
200.00	0.96	0.2	13.6	195.00	9.07
210.00	2.52	0.7	5.9	200.00	10.18
220.00	6.01	1.1	2.4	205.00	11.13
240.00	15.07	1.3	0.7	210.00	11.42
250.00	19.34	1.3	0.6	220.00	9.61
260.00	23.25	1.4	0.5	235.00	5.78
280.00	30.20	1.5	0.4	240.00	5.00
290.00	33.33	1.5	0.4	245.00	4.34
300.00	36.17	1.5	0.3	250.00	3.63
320.00	41.60	1.8	0.3	260.00	2.95
370.00	53.41	2.3	0.2	280.00	1.79
380.00	55.00	2.8	0.2	290.00	1.54
385.00	56.23	2.7	0.2	300.00	1.21
390.00	57.87	4.0	0.2	310.00	0.88
490.00	71.86	7.9	0.1	320.00	0.15
550.00	72.71	1.6	0.1	340.00	1.77
602.50	74.42	2.5	0.1	370.00	0.31
660.00	77.14	4.3	0.0	380.00	2.76
715.00	72.38	5.7	0.1	385.00	1.86
750.00	73.49	3.5	0.1	390.00	1.94
780.00	73.91	4.7	0.1	490.00	1.92
790.00	80.33	5.3	0.1	517.50	1.91
800.00	77.51	9.6	0.1	550.00	1.81



### Notes

- Performance and quality attributes and conditions not expressly stated in this specification document are intended to be excluded and do not form a part of this specification document.
- Electrical specifications and performance data contained in this specification document are based on Mini-Circuit's applicable established test performance criteria and measurement instructions.
- The parts covered by this specification document are subject to Mini-Circuits standard limited warranty and terms and conditions (collectively, "Standard Terms"); Purchasers of this part are entitled to the rights and benefits contained therein. For a full statement of the Standard Terms and the exclusive rights and remedies thereunder, please visit Mini-Circuits' website at [www.minicircuits.com/MCLStore/terms.jsp](http://www.minicircuits.com/MCLStore/terms.jsp)

